

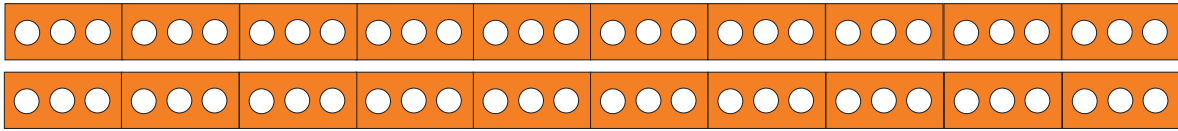
## How to measure bricks.

Selkirk uses the cumulative measurement method as described in AS/NZ4456.3.

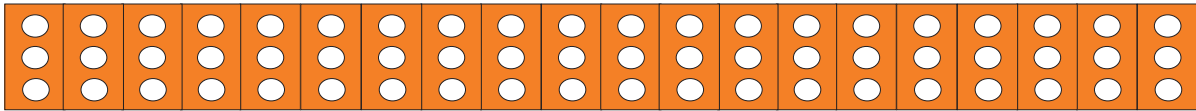
1. Sample 20 bricks (it is important that the bricks are representative of the lot).
2. Remove anything which may have adhered to the surface of the bricks.
3. Place 20 bricks in a straight line on a level surface.
4. Measure the length, width and height.

### Length


(If unable to measure 20 bricks in a single row, measure two rows of 10 bricks).



### Width



### Height



## Specification.

AS/NZ 4455.1 requires bricks to comply with category DW1.

For standard 230 x 110 x 76mm brick, the allowable range over twenty bricks is shown below.

DIMENSION CATEGORY	TOLERANCE ALLOWANCE		
	L (mm)	W (mm)	H (mm)
<b>DW1</b>	+/- 90	+/- 50	+/- 50
<b>DW2</b>	+/- 60	+/- 40	+/- 40